

The background of the slide is a photograph of an art studio. It features several wooden easels with blank white canvases, some of which have small red flowers or paint splatters. The room has a light-colored wall with several small framed artworks. A large window on the right side offers a view of a city skyline with a prominent building that has a 'Artify' logo. The floor is made of light-colored wood.

Corporate Art Jamming

Want a unique experience for your team bonding event?

Art will be used creatively to foster stronger cohesiveness in teams. Improving team communication and interactions, teams will be pushed to think creatively to tackle unique challenges.



Price

All Materials Provided

We provide all the materials - from canvasses to acrylic paints to aprons to carriers. All you'll need to bring is yourself!

Guidance Provided

Don't panic! We know not everyone has painting experience which is why there'll be an art facilitator to provide guidance and ensure no-one is lost in the process.

Our Humble Pantry

Need a breather from all that painting? Help yourself to our humble pantry filled with snacks and beverages to help curb that "itchy mouth".

10% to our Social Initiative

Every month, we partner a charity/ non-profit organisation where these funds help to support and champion their various causes. Click [here](#) to read more.

\$38
/PAX

No GST/ service charge/ hidden fees



What we provide?

Don't worry, we've got you covered.
All you need to bring is yourself and your camera to capture the memories.




We're well equipped!

- Fully air conditioned
- Two toilets, with shower facilities
- Mini fridge
- Wi-Fi
- Kettle
- Tables (if needed)
- Wine glasses (if needed)
- Bose SoundLink Mini speaker (music)
- Painting materials (canvas, paint, brushes & aprons)
- A humble pantry filled with local snacks and drinks
- Instructor to provide guidance ;)
- Hair Dryers (to dry your painting)
- Plastic carrier to bring home your masterpiece

Fire Exit

Fire exits are located on both ends of the corridor (shown in the next page).
In case of emergency, art jammers will be evacuated to the nearest and safest route.





- 1: The fire escape on the left of our studio's entrance
- 2: Our studio's entrance (up the stairs, the glass door with #08-05)
- 3: The fire escape on the right of our studio's entrance
- 4: A panoramic shot taken, standing in front of the entrance of our studio



MODE OF PAYMENT

**ON THE DAY ITSELF
OR 30 DAYS TERM
PAYMENT**

We only accept cash, cheque*,
bank transfer or Government E-Voice

*Payable to "Artify Studio Pte Ltd"

We **don't** accept NETS
or credit cards

Directions

Textile Centre, 200 Jalan Sultan #08-05, Singapore 199018

*Note: Only lifts **7** or **8** will lead you to our studio. Press button “8/9” to reach our floor.

MRT

From Lavender, take the exit to the ICA. When you reach the next road junction, turn left. Walk straight down the road. When you see UOB, that means you have reached the building.

From Nicoll Highway, take the overhead bridge out of the MRT. You will pass by a construction site. Keep going straight, and you will see Textile Centre on your right.

Bus

The bus stops with the respective buses available are as follows:

Jalan Sultan (01239): 107, 961, 980

North Bridge Road (01329):
7, 32, 51, 61, 63, 80, 145, 175, 197

Beach Road (01411): 100, 961, 980

Car

There is a multi-storey carpark in Textile Centre.

On Weekdays and Saturdays, parking ranges from \$2 - \$2.50/hour depending on the time.

On Sundays, parking is \$2.50/per entry.



More Questions?

Do visit our FAQ page on our website, right [here!](#)

Textile Centre, 200 Jalan Sultan, #08-05 S(199018)

Operating Hours

Monday: Closed

Tuesday - Friday: 12.00pm - 5.30pm

Email: team@artify.studio

Phone: +65 9011 1431